



AT-PDRO-XXGHz-IR

Phased Locked Dielectric Resonator Oscillator

PRDO, 100MHz Internal Referenced Single Frequency from 1-44GHz



Product Overview

AT Microwave provides Phased Locked Dielectric Resonator Oscillator (PLDRO) with state of art performance with high stable, reliable and efficient from 1GHz to 44GHz.

The PLDRO is with external or internal referenced option. The standard internal OCXO is with 100MHz, -157dBc/Hz 1kHz and +/-0.1ppm. The internal reference can also be locked to a 10MHz external reference according to the application.

More information, please visit www.atmicrowave.com

Advantages

- ✓ Low Phase Noise
- ✓ Low Harmonics
- ✓ Low Spurs
- ✓ Internal or external Referenced

Application

- ✓ 5G Communication
- ✓ Test Equipment
- ✓ ROF (RF Over Fiber)
- ✓ Radar System

Key Features

Parameter	Min	Typical	Max
RF OUT Single Frequency Point	1GHz	XXGHz	44GHz
Output Power	+10dBm	+13dBm	
Internal Referenced	100MHz OCXO, -157dBc/Hz @1kHz, +/-0.1ppm		
Output Phase Noise	Reference +20lgN + 3dB		
Power Supply		+12V/0.3A	
Phase Lock Indicator		Lock, TTL High	
Harmonics		-20dBc	
Spurs		-70dBc	
Spec Temp		25C	





AT-PDRO-XXGHz-IR

Phased Locked Dielectric Resonator Oscillator

Mechanical Information

Item	Description
RF Output Port	Below 26.5GHz: SMA Female 26.5-40GHz: 2.92mm Female Above 40GHz: 2.4mm Female
Reference Input	SMA Female
Vdd Power Supply	PIN
Phase Locked Indicator	PIN
Case Material	Aluminum
Finish	Nickel Plated
Weight	50g
Size:	See outline

Absolute Maximum Ratings Table

Parameter	Value
Drain Supply	+15V
Reference Input Power	+10dBm
Operating Temperature	-40 to + 70C
Storage Temperature	-50 to +150C

Caution:

Please pay attention to the case temperature. If case temperature exceed higher than +50C, heat sink and fan are required, or the amplifier may be damaged.

Notes:

1. Datasheet may be changed according to update of MMIC, Raw materials , process, and so on.
2. This data is only for reference, not for guaranteed specifications.
3. Please contact AT Microwave team to make sure you have the most current data.





AT-PDRO-XXGHz-IR

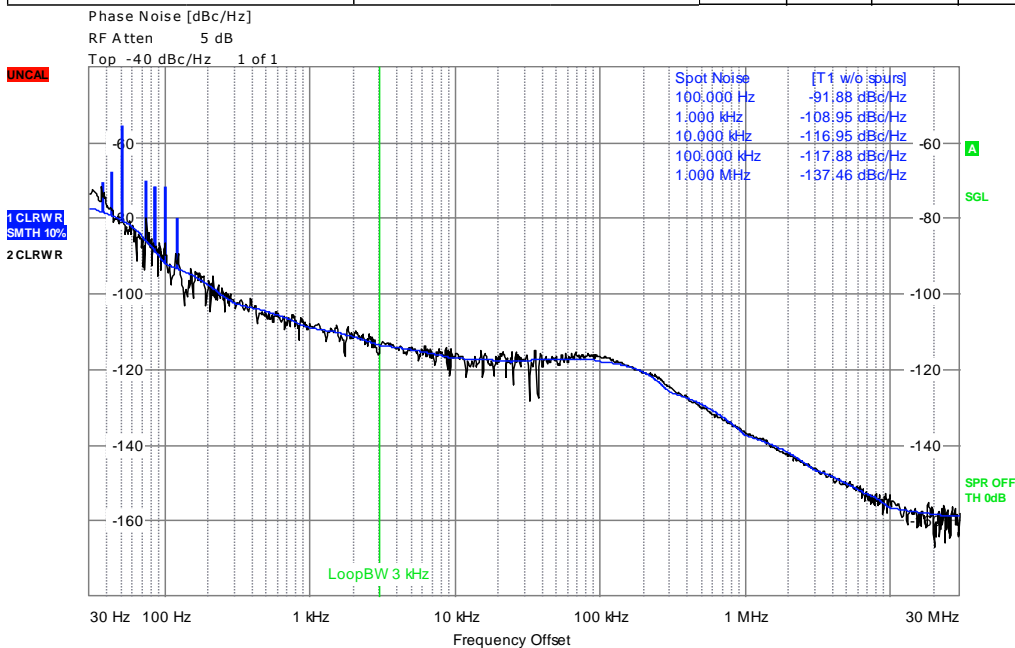
Phased Locked Dielectric Resonator Oscillator

Typical Phase Noise vs Frequency

Frequency	1	2	4	6	8	10	12	14	16
dBc/Hz@100Hz	108	102	-96	-92	-92	-88	-88	-86	-83
dBc/Hz@1KHz	-133	-126	-120	-116	-115	-113	-110	-108	-102
dBc/Hz@10KHz	-135	-131	-126	-120	-120	-120	-118	-118	-105
dBc/Hz@100KHz	-135	-131	-126	-120	-120	-120	-120	-118	-110
dBc/Hz@1MHz	-140	-140	-140	-140	-140	-140	-140	-140	-140
Frequency	18	20	24	26	28	32	36	40	44
dBc/Hz@100Hz	-83	-80	-80	-80	-78	-78	-76	-73	-72
dBc/Hz@1KHz	-108	-104	-104	-102	-102	-96	-95	-94	-93
dBc/Hz@10KHz	-114	-113	-112	-110	-110	-99	-97	-94	-93
dBc/Hz@100KHz	-114	-113	-112	-110	-110	-104	-103	-102	-102
dBc/Hz@1MHz	-136	-134	-133	-131	-131	-130	-130	-130	-130

★ Note: Frequency 16-44GHz, Sub-harmonics: -60dBc

R&S FSUP 50 Signal Source Analyzer				LOCKED
Settings	Residual Noise [T1 w/o spurs]		Phase Detector +0 dB	
Signal Frequency:	17.500000 GHz	Int PHN (30.0 .. 30.0 M) -60.2 dBc		
Signal Level:	12.21 dBm	Residual PM 79.281 m°		
Cross Corr Mode	Harmonic 1	Residual FM 1.716 kHz		
Internal Ref Tuned	Internal Phase Det	RMS Jitter 0.0126 ps		

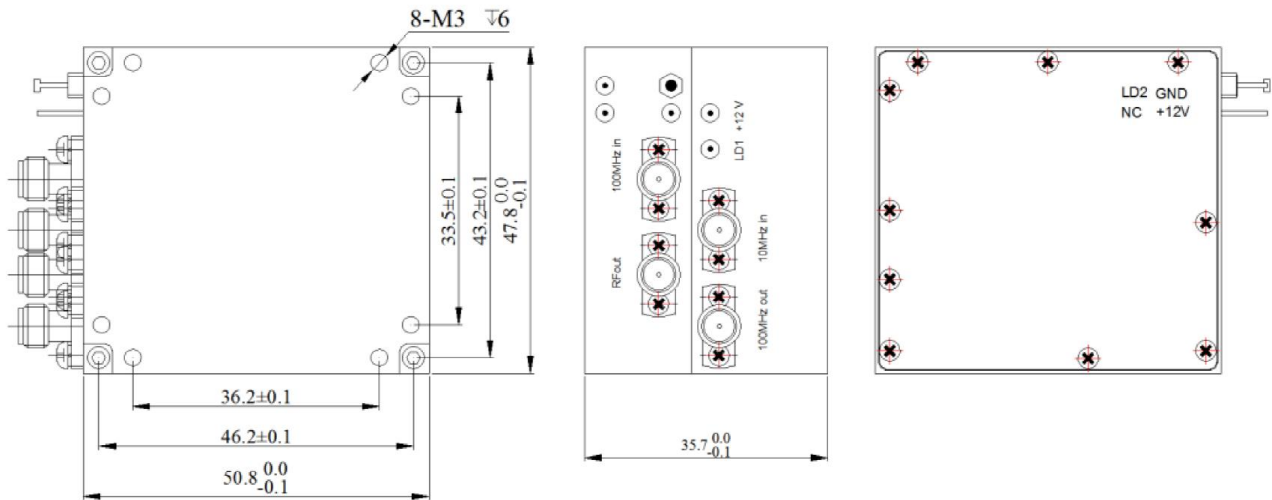


Measurement Complete

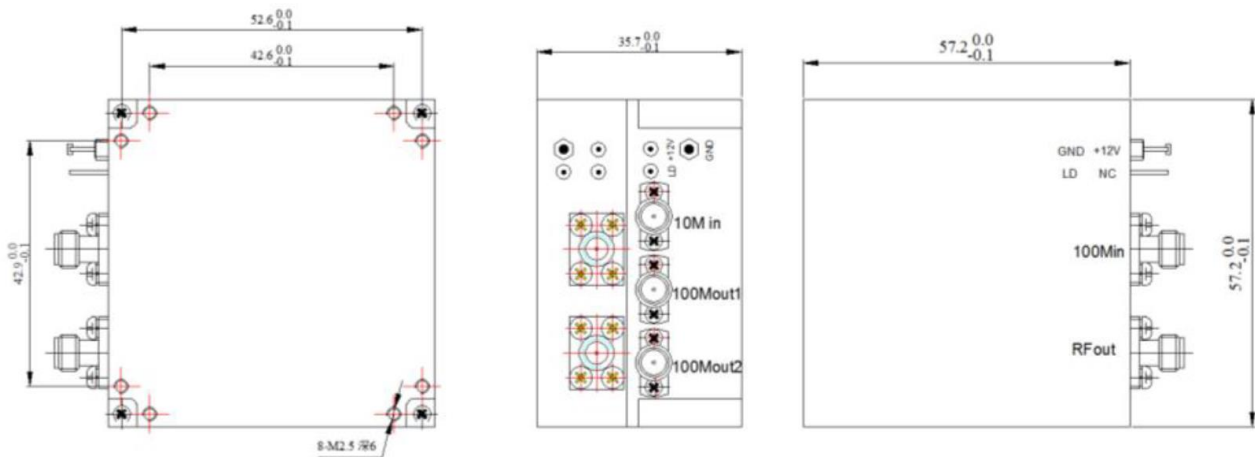
Date: 27.OCT.2021 16:33:16



Dimension: (unit in mm)



1-16GHz outline



16-44GHz outline

